

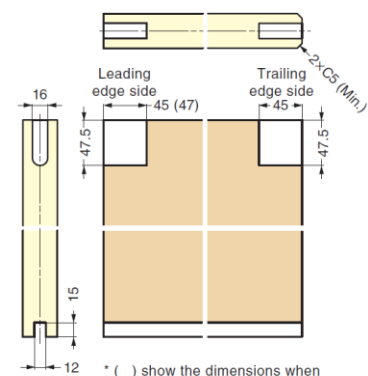
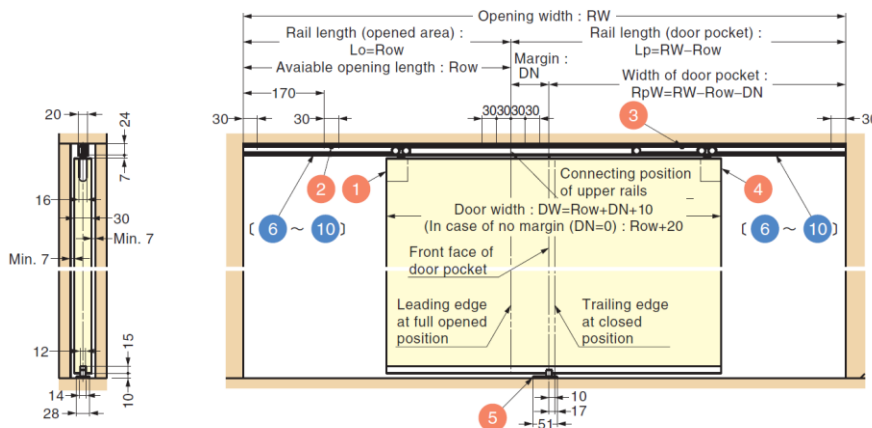
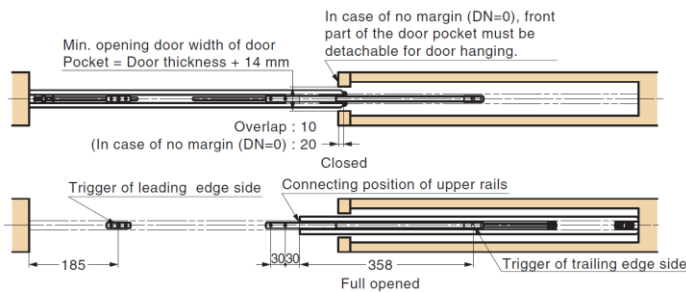
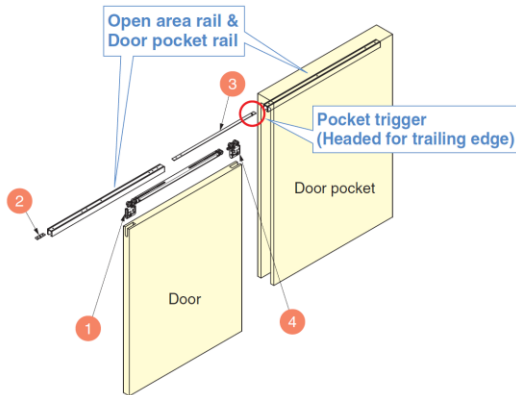
GFD30-H-PD Pocket Door System



Door Weight	Max. 30 kg
Door Thickness	Min. 30 mm
Door Width	590 - 1000 mm
Door Height	Max. 2400 mm
Specification	Single Door Use

Features

- For pocket door with two-way soft close
- Separated upper rail allows easy maintenance after door installation in pocket door application
- Thin profile allows flexible design on various applications
- Designed for interior use, not for exterior



* () show the dimensions when using cover caps.

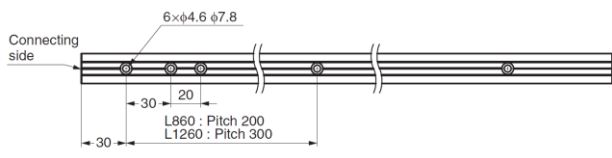
Parts Set (Per Door)		Necessary Parts
Part No.	Description	
GFD30DHCP-PD	Recessed Roller Two-Way Soft Close	

Parts Included			
No.	Qty	Part Name	Description
1	1 pc	Recessed Roller Two-way Soft Close	GFD30-WRH-DSC-A <ul style="list-style-type: none"> Material: Zinc Alloy (ZDC) / Polyacetal (POM) Finish: Yellow Zinc Chromate / Light Brown Screw: Pan Head Tapping Screw 3.5×30
2	1 pc	Front Trigger	GFD30-TRGPF <ul style="list-style-type: none"> Material: Steel (SPCC) Finish: Chromate
3	1 pc	Pocket Trigger	GFD30-TRGPB <ul style="list-style-type: none"> Material: Steel (SPCC) Finish: Chromate
4	1 pc	Recessed Roller	GFD30-WRH-N <ul style="list-style-type: none"> Material: Zinc Alloy (ZDC) / Polyacetal (POM) Finish: Yellow Zinc Chromate / Light Brown Screw: Pan Head Tapping Screw 3.5×30
5	1 pc	Floor Guide	GFD30-HBG-LBR <ul style="list-style-type: none"> Material: Steel / Polyamide (PA) Finish: Yellow Zinc Chromate / Light Brown Screw: Countersunk Head Tapping Screw 3.5×30

Upper Track		Necessary Parts			
No.	Length	Item Code	Part Name	Dimensions	Description
6	860 mm	GFD30-TRMP860-SL		<ul style="list-style-type: none"> Material: Aluminium Alloy Finish: Anodized Silver 	
7	1260 mm	GFD30-TRMP1260-SL			
8	1860 mm	GFD30-TRMP1860-SL			
9	2760 mm	GFD30-TRMP2760-SL			
10	3960 mm	GFD30-TRMP3960-SL			

Hole Dimensions of Upper Track

● In case of 860 mm & 1260 mm



● In case of 1860 mm, 2760 mm & 3960 mm

